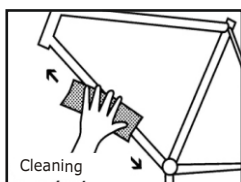


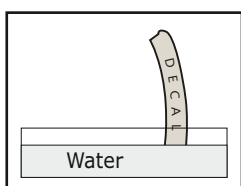


## Waterslidedecal WSGL

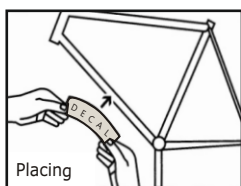
## under clear powdercoating



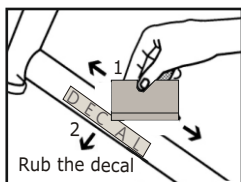
Make sure that the surface is clean and free from dust and grease.



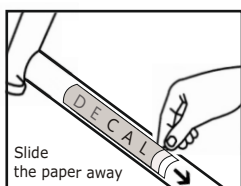
Put the decal for 1-3 second under water (25-30 C)  
(without any additives)



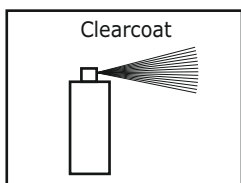
Find the right position on the object with the help of the register signs. After positioning the decal can't be moved anymore



Rub the decal, starting from the middle (1), use a rubber squeeze. Then rub sideways (2), over and from the paper.



Remove the paper by sliding.  
Clean with a light wetted microfibre cloth the decals.  
Inspect if the decal has been placed correctly and without air bubbles.



Finishing of frames with clearcoat, powder or liquid.



Waterslidedecals GL do have a long shelf life. The length of this shelf live depends of the conditions of your warehouse. Stored flat in the original packaging at room temperature with a humidity of approximately 50% will keep the decals useable for at least 2 years.